



Introductory sub-table (I)(a)


Name of the Company: TRANS FINANCIAL RESOURCES LIMITED			
Scrip Code, Name of the scrip, class of security: EQUITY SHARES			
Quarter ended: 30TH SEPTEMBER, 2014			
Partly paid-up shares:-		As a % of total no. of partly paid-up shares	As a % of total no. of shares of the company
Held by promoter/promoter group			
Held by public			
Total	0		0
Outstanding convertible securities:- No. of outstanding securities securities As a % of total no. of outstanding convertible securities securities As a % of total no. of shares of the company, assuming full conversion of the convertible securities securities			
Held by promoter/promoter group			
Held by public			
Total	0		0
Warrants:-			
No. of warrants		As a % of total no. of warrants	As a % of total no. of shares of the company, assuming full conversion of warrants
Held by promoter/promoter group			
Held by public			
Total	0		0
Total paid-up capital of the company, assuming full conversion of warrants and convertible securities 5019100			



Statement Showing Shareholding Pattern									
Category of Shareholder	Number of Shareholders	Table (I)(a)			Total shareholding as a percentage of total number of shares		Shares Pledged or otherwise encumbered		
		Total number of shares	Number of shares held in dematerialized form	As a percentage of (A+B) ¹	As a percentage of (A+B+C)	Number of shares	As a percentage (IX) = (VIII)/(IV) * 100		
(A) Shareholding of Promoter and	(III)	(IV)	(V)	(VI)	(VII)	(VIII)	(IX)		
1 Indian									
(a) Individuals/ Hindu Undivided Family									
(b) Central Government/ State Government(s)	3	842600	0	16.78	16.78	0	0.00		
(c) Bodies Corporate	0	0	0	0.00	0.00	0	0.00		
(d) Financial Institution/ Banks	4	468200	0	9.32	9.32	0	0.00		
(e) Any Others (Specify)	0	0	0	0.00	0.00	0	0.00		
(e-i)									
(e-ii)									
Sub Total(A)(1)	7	1310800	0	26.10	26.10	0	0.00		
2 Foreign									
a Individuals (Non-Resident Individuals/ Foreign Individuals)	0	0	0	0.00	0.00	0	0.00		
b Bodies Corporate	0	0	0	0.00	0.00	0	0.00		
c Institutions	0	0	0	0.00	0.00	0	0.00		
d Qualified Foreign Investor	0	0	0	0.00	0.00	0	0.00		
e Any Others (Specify)	0	0	0	0.00	0.00	0	0.00		
e-i									
e-ii									
Sub Total(A)(2)	0	0	0	0.00	0.00	0	0.00		
Total Shareholding of Promoter and	7	1310800	0	26.10	26.10	0	0.00		
(B) Public shareholding									
1 Institutions									
(a) Mutual Funds/ UTI	0	0	0	0.00	0.00	0	0.00		
(b) Financial Institutions/ Banks	0	0	0	0.00	0.00	0	0.00		



Sr.No	Notes
1	FOREIGN SHAREHOLDING IN THE COMPANY IS NIL.
2	
3	
4	
5	
6	
7	
8	
9	




category "Promoter and Promoter Group"

Sr.	Name of the shareholder	Details of Shares held		Encumbered shares (*)		Details of warrants		Details of convertible securities		Total shares (including underlying shares assuming full conversion of warrants and convertible securities) as a % of diluted share capital	
No.		Number of shares held	As a % of grand total (A) +(B) +(C)	No.	As a percentage (VI)=(V)/(III)*100	As a % of grand total (A)+(B)+(C) of sub-clause (I)(a)	Number of warrants held	As a % of total number of warrants of the same class	Number of convertible securities held	As a % of total number of convertible securities of the same class	
(I)	(II)	(III)	(IV)	(V)	(VI)=(V)/(III)*100	(VII)	(VIII)	(IX)	(X)	(XI)	(XII)
1	HEMRAISINGH VAGHELA	405100	8.07	0	0.00	0.00	0	0	0	0	0
2	PRITIBEN VAGHELA	131800	2.62	0	0.00	0.00	0	0	0	0	0
3	VIMLAKUMARI VAGHELA	305700	6.09	0	0.00	0.00	0	0	0	0	0
4	TRANS TECHNO FOODS LTD	155500	3.09	0	0.00	0.00	0	0	0	0	0
5	TRANS REAL ESTATE P LTD	100000	1.99	0	0.00	0.00	0	0	0	0	0
6	TRANS FISCAL P LTD	106700	2.12	0	0.00	0.00	0	0	0	0	0
7	SWASTIK SEEDS CO P LTD	106000	2.11	0	0.00	0.00	0	0	0	0	0
8											
9											
10											
11											
TOTAL		1310800	26.10	0	0.00	0.00	0	0	0	0	0

(*) The term "encumbrance" has the same meaning as assigned to it in regulation 28(3) of the SAST Regulations, 2011




PAC) belonging to the category "Public" and holding more than 5% of the total number of shares of the company

[illegible]

Statement showing details of locked-in shares

Sr. No.	Name of the shareholder	Number of locked-in shares	Locked-in shares as a percentage of total number of shares {i.e., Grand Total (A)+(B)+(C) indicated in Statement at para (I)(a) above} .
1	NIL		0.00
2			0.00
3			0.00
4			0.00
5			0.00
6			0.00
7			0.00
8			0.00
9			0.00
TOTAL		0	0.00



(II)(b) Statement showing holding of Depository Receipts (DRs), where underlying shares held by "promoter/promoter group" are in excess of 1% of the total number of shares

Sr. No.	Name of the DR Holder	Type of outstanding DR (ADRs, GDRs, SDRs, etc.)	Number of shares underlying outstanding DRs	Shares underlying outstanding DRs as a percentage of total number of shares {i.e., Grand Total (A)+(B)+(C) indicated in Statement at para (I)(a) above}
1	NIL			0.00
2				0.00
3				0.00
4				0.00
5				0.00
6				0.00
7				0.00
8				0.00
9				0.00
TOTAL				0.00

